


How to Cast On


(using thumb method)




You will need: a ball of yarn and a knitting needle.




Make a loop approx. 1m from end of yarn.



Pull the strand of yarn from the right through the loop.




Place your needle through the second loop. This should make a slip knot.



Pull the knot securely against your needle.



Wrap the short length of yarn around your thumb, from back to front.




Make a loop in your left hand and place your needle through the loop.



Hold the yarn that is attached to your ball of wool.



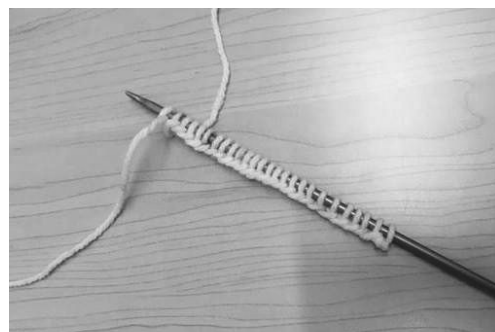
Wrap the yarn around the needle, from back to front.



Pull the loop from your left hand over the end of the needle.



Pull to secure the stitch.



Repeat until you've made the desired amount of stitches.

KNITTING
KNOWHOW